



AO YON BEACH VILLAS

SPECIFICATION

GENERAL SPECIFICATION

FLOOR ,WALL FINISHING




- **FL-01**
Porcelain tiles 600x1200 mm. "WDC"
Living Area , Dinning Area , Entrance , Terrace



- **FL-02**
WOOD FLOOR TEAK
Bedroom 1,2,3,Master bedroom,Hall,Indoor Stairs



- **FL-03**
STONE TILE FLOOR 600x1200 mm. "COTTO"
Bathroom



- **FL-04**
CRYSTAL RANGE "PEBBLECRETE"
Cool Blue
Swimming pool Villa , Communal Swimming pool



- **FL-05**
PEBBLE
" ROOF "



- **FL-06**
WASHED GRAVEL FLOOR
Pool Deck Villa , Communal swimming pool
Walkway outside the building



- **FL-07**
GRASS
Common area

GENERAL SPECIFICATION

FLOOR ,WALL FINISHING



- W-1
STONE TILE WALL 300x600 mm. "KENZAI"
Building exterior wall



- W-2
STONE TILE WALL 300x600 mm. "KENZAI"
Building exterior wall



- W-2
COLOR PAINT WALL "TOA"
Building interior wall



- W-3
STONE TILE WALL 600x1200 mm. "COTTO"
Bathroom



- W-3.1
WOOD TILE WALL 480x1200 mm.
Shower bathroom



- ID-3
SLAT WALL 350x2000 mm. "MAXIS WOOD"
Bedroom ,Living area

GENERAL SPECIFICATION

BATHROOM FITTING



■ Basin Mixer "TOTO"
TLG10303T GB
Bathroom



■ Shower Mixer "TOTO"
TBG04S04T
Bathroom



■ Rain Shower 12"
TTSR301CK "TOTO"
Bathroom ,Outdoor
Shower



■ Shower Hose "TOTO"
(S-231)
Bathroom



■ wash basin "TOTO"
LW533JW/F
Bathroom MAIDS



■ Paper Holder
40367001 "Grohe"
Bathroom 1, 2, 3, 4



■ Floor Drain 228P
"KNACK"
Bathroom



■ Towel Rail "TOTO"
TTAR708K (AD01)
Bathroom



■ wash basin "TOTO"
LW4704#CMW
Bathroom



■ โถสุขภัณฑ์สองชั้น
CST230 "TOTO"
Bathroom MAID



■ โถสุขภัณฑ์ชั้นเดียว
CW885UV1 "TOTO"
Bathroom



■ BATH 'BATHTUB'
Color : Polished White
Bathroom TYPE C

GENERAL SPECIFICATION

BATHROOM FITTING



■ Bathtub Mixer "TOTO"
TH 231H1
Bathroom TYPE C



■ Hand Spray "TOTO"
THX20MCRB
สายฉีดชำระ (โครเมียม)
Bathroom



■ ฝักบัวอาบน้ำ "TOTO"
TBW02017T
Bathroom



■ Soap Holder

GENERAL SPECIFICATION

DOOR&WINDOW,BUILT WARDROBE



■ Aluminum Door & Windows
"Sun Paradise"

 **SUN** PARADISE



■ Teak Wood Door

GENERAL SPECIFICATION

ELECTRICAL SYSTEM



- **DOWNLIGHT**
Recessed downlight 1x
MR16 Max. 50W or X-LAMP
3x3w Color White



- **Wall light**
LED 2W 2700K Size
W90X90XH55mm "ARTISAN"



- **Floodlight Spike Outdoor**
GU10 Spotlight IP65 "ARTISAN"



- **Track Light**
Track Light Adjustable GU10
ARTISAN



- **LED Strip light**
LED Strip light 7.2W/24V 3000K
WW "ARTISAN"



- **Downlight Square**
Downlight Square Adjustable
"ARTISAN"



- **Max Bright Emergency**
Max Bright Emergency Light
LED 2x9W



- **Step wall inground uplight**
Stainless Square LED 0.6W
IP67 12V "ARTISAN"



- **Inground Uplight Step Wall**
(Q3) 3way Light Outdoor IP67
"ARTISAN"



- **Wall Washer Floodlight**
LED 24W 100cm. "ARTISAN"



- **CEILING FAN**
MR.KEN MODEL KEN SOLID
WOOD 52 AC MB-MAPLE HR



- **Ceiling exhaust fan**
FV-24CHT5 "PANASONIC"

GENERAL SPECIFICATION

ELECTRICAL SYSTEM

bticino
LIVING
now.



- 1 way switch 1P 10AX
LNW-Cover 1M
LNW-Cover 1M
module support frame-K4703
Blank plate K4950
LNW-Cover 3M "bticino"

bticino
LIVING
now.



- 2 way switch 1P 10AX
LNW-Cover 1M
LNW-Cover 1M
module support frame-K4703
Blank plate K4950
LNW-Cover 3M "bticino"

bticino
LIVING
now.




- 3 way switch 1P 10AX
LNW-Cover 1M
LNW-Cover 1M
module support frame-K4703
Blank plate K4950
LNW-Cover 3M "bticino"

bticino




- Dimer 2m
LNW-Cover 1M
LNW-Cover 1M
module support frame-K4703
Blank plate K4950
LNW-Cover 3M "bticino"

bticino



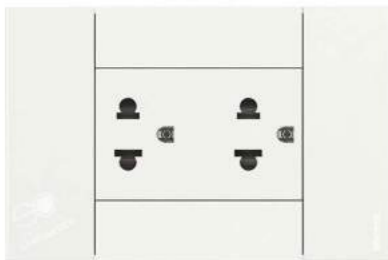
- LNW-Cover 3M
Socket 16A
LNW-Cover 2M
module support frame-K4703
Blank plate K4950
LNW-Cover 1M "bticino"

bticino




- LNW-Cover 3M
DuPlexSocket 16A
LNW-Cover 2M
module support frame-K4703
"bticino"

bticino
LIVING
now.



- Socket
LNW-Cover 3M
DuPlexSocket 16A
LNW-Cover 2M
module support frame-K4703
"bticino"

bticino
LIVING
now.



- Universal Cover
"bticino"



- Wall Rack 6U



- DVR 8CH.
HDTV I HIKVISION#
DS-7208HUHI-M2/S

HIKVISION



- HIKVISION กล้องวงจรปิด
IP Camera ทรงโดม รุ่น
DS-2CD1323G0-IU หนีอินฟราเรด
บันทึกภาพและเสียง (ความละเอียด
2MP 1080P IR Fixed DOME
Network Camera)



- Access Point
UBIQUITI (U6-LITE) AX1500
Dual Band Gigabit Wi-Fi 6

GENERAL SPECIFICATION

ELECTRICAL SYSTEM



■ Gigabit Switching Hub 8 Port TP-LINK



■ Photoelectric Smoke Detector PS3-20-3



■ Fire Alarm Bell AB3-20



■ Manual Call Point CP2-20




■ CFP 4 Zone Fire Alarm Panel CFP704-4

GENERAL SPECIFICATION

AIR CONDITIONER SYSTEM



■ AIR Conditioner
Ceiling Mounted Daikin



■ GRILLES AIR



■ AIR Conditioner
Model : FXMQ-PA/MA

GENERAL SPECIFICATION

SANITARY SYSTEM



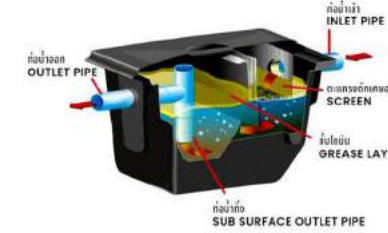
■ ESCORE UNDER WATER STORAGE TANK



■ ESCORE UNDER-GROUND WATER TANK



■ ESCORE GREASE TRAP SERIES (Model GT-Series)



■ ESCORE KITCHEN SERIES (Model GT-S Series)



■ ESCORE WATER TANK (ตั้งเก็บน้ำบนดินรุ่น WT-Series)



■ ESCORE COMPACT SERIES (ตั้งเก็บน้ำบนดินแบบไม่กันตะไคร่และกันตะไคร่ รุ่น WT-ST)



■ ShinMaywa Submersible Pumps & Water Treatment Equipment



■ Hot water boiler "Ariston" PRO R 80 V2.5KW



■ ESCORE MEDIA SERIES



■ ESCORE FLEX

GENERAL SPECIFICATION

SANITARY, SWIMMING POOL SYSTEM



- **ESCORE COMPACT SERIES** (ถังบำบัดน้ำเสียชนิด
เทอร์อะกรองไร้อากาศ รุ่น
ESC-ST Series)



- **Manhole Cover & Grating**
Ductile Iron (ฝากลม, ฝาเหลี่ยม)



- **Super Pump "Hayward"**



- **Emaux Swimming Pool**
Salt Chlorinator



- **Filter**
Pro Series Top-Mount Sand
Filters



- **FIBERTEK**
Fiber Tek Pressure Vessel
Specs



- **PAKEGE BOOSTER**
PUMP SET



- **Pump**
ShinMaywa Pump

GENERAL SPECIFICATION

ELEVATOR SYSTEM VILLAS C



Cibēs

CIBES Model : Veyager V80

GENERAL SPECIFICATION

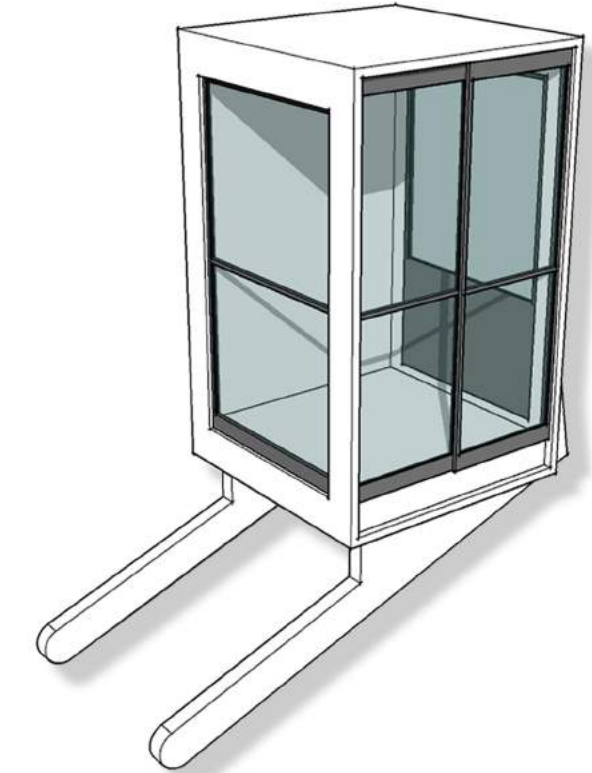
FUNICULAR



OMC
ELEVATOR

MODEL : IN-450-CO60

Internal dimensions
of the elevator
Width 1.40 mm.
x Length 1.40 mm.
x Height 2.30 mm.



SPECIFICATION KITCHEN FITTING

HÄFELE

KITCHEN FITTING



- Art. No - 565.71.950
BLANCO NAYA 8 S
ALU METALLIC



- Art. No - 569.15.240
BLANCO MIX FONTAS
II BR CHROME



- Art. No - 502.12.023
WASTE BIN
STAINL.ST./WHITE 15L



- Art. No - 565.69.064
COLANDER STST FOR
BLANCO
METRA 6 S



- Art. No - 565.69.206
BLANCO COR-
NER-CADDY



- Art. No - 549.03.241
FRONT P-OUT BAS
18" ST.CH 400MM



- Art. No - 549.03.231
PULL-OUT BAS 18"
ST.CH 400MM



- Art. No - 549.24.620
BASE U.P-OUT2-TIER
STYLE ANT.



- Art. No - 548.93.213
P-OUT PANTRY
300/1790-2085 ST.

SPECIFICATION KITCHEN APPLIANCES

HÄFELE

KITCHEN Home App



- Art. No - 538.86.061
BUILT-IN OVEN 9 FUN.
70L.



- Art. No - 538.01.039
B-IN MICROWAVE
COMBI 44L



- Art. No - 538.46.021
INDUCTION
HOB.BL.GL.ROUND.60
CM.4ZONES.7000W.



- Art. No - 533.87.363
CHIMNEY HOOD MATT
BLACK
GESTURE.GL.BL.90CM.-
SIZE:900X505X60MM



- Art. No - 539.20.030
BUILT-IN DISH-
WASHER 6PROG